

Contents

The five colored chapters present the **Five Building Blocks of Visual Collaboration™**—a practical method for working visually. The remaining chapters offer different perspectives on visual collaboration.

INTRODUCTION

Visual Collaboration

Why a more visual way of working creates value.

— Page 10




CHAPTER 1

Discover your visual language

How to develop icons for your next meeting, project, or process

— Page 38



CHAPTER 2

Design your collaboration process

How to create your next meeting, project, or process

— Page 76



CHAPTER 3

Define key questions

How to formulate, prioritize, and test questions that have positive impact on your collaboration

— Page 104



CHAPTER 4

Create engaging templates

How to turn a white canvas into a visual tool that structures and focuses your collaboration

— Page 146



CHAPTER 5

Prepare to scale

How to enable others to use your design and tools

— Page 182



CHAPTER 6

Enable group learning


An introduction to core concepts of visual collaboration
— Page 202



CHAPTER 7

Map your skills

An overview of eight skills that are essential for visual collaboration
— Page 226



CHAPTER 8

Activate your resources

Key resources needed for visual collaboration
— Page 246



CHAPTER 9

Do's and don'ts

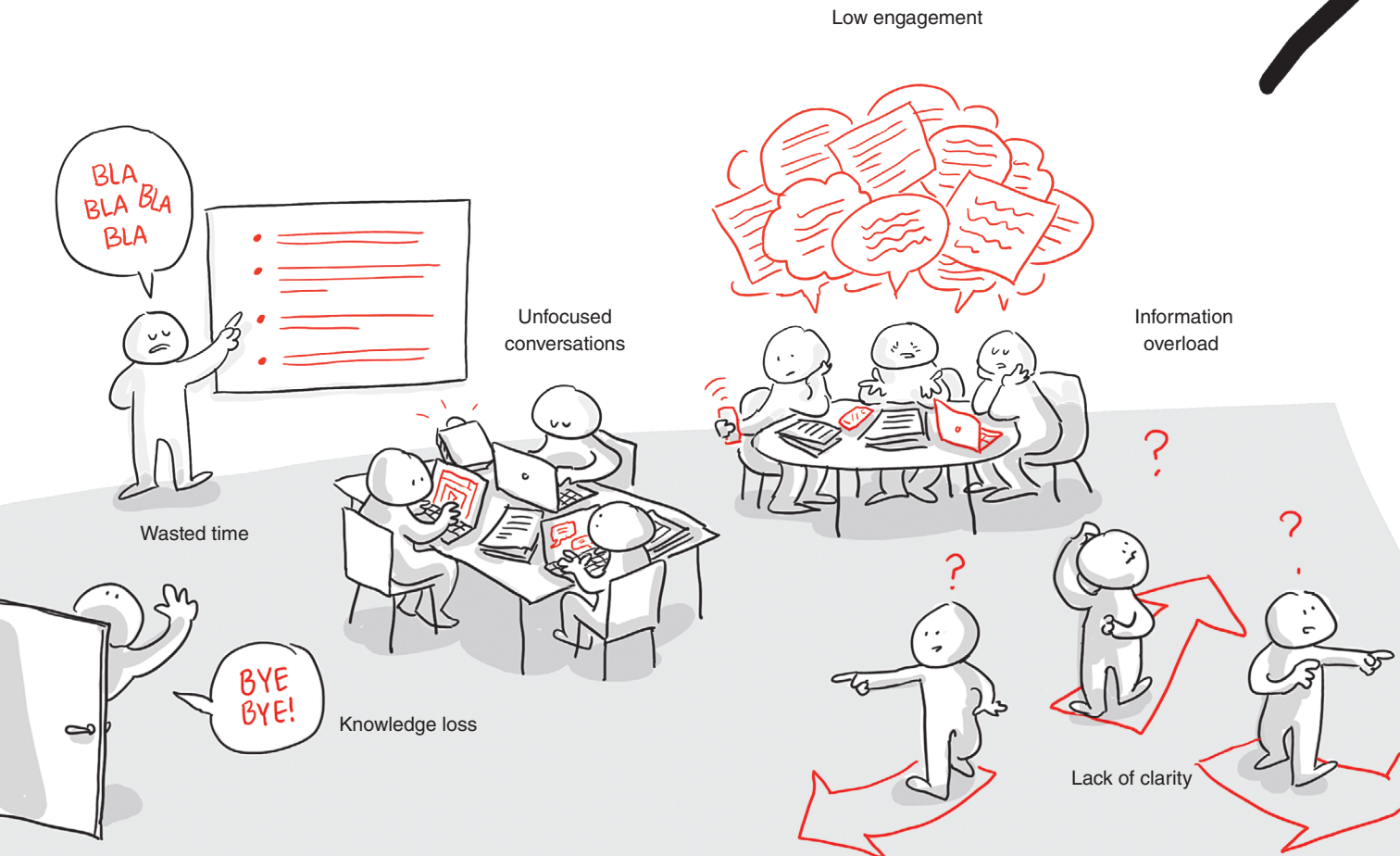
Observations about strengths and weaknesses of visual collaboration
— Page 264

Appendix

Index and inspiration for further reading
— Page 286

Have you ever felt stuck with methods, tools, and skills that do not match the increasing complexity you are part of?

Apply the Five Building Blocks of Visual Collaboration



**...and start working in new ways that
strengthen thinking, communication
and, collaboration.**

